



Title: Rock Description

Activity #1

time: 30m

The students will examine rock pictures or samples and describe the rocks on the chart provided

Materials needed: Lets Describe the Rocks/Common Aggregate Products/Rock samples

1. If possible obtain small bags of samples of each of the rock products on the chart above. Use large zip locks to collect samples. You can obtain these samples at your local gravel pit or some of the samples will be available from the garden supply store where landscapers obtain bulk supplies of rocks.
2. If samples are not available then have students complete **Product Chart** using the rock pictures provided (**Product Pics**). They refer to the rock pictures to figure out which sample matches which description.
3. A blank copy of the same sheet without the product characteristics is provided. Describe **the Rocks Test**. This could be used as a test where the students study the complete chart and fill in the missing information for however many samples are asked for.



Title: Pet Rock Description & Paint Activity #2

time: 30m

The students will examine and describe a rock which they later have to identify in a pile of similiar rocks.

Materials needed:

- pail of similiar rocks (River rock) obtained by teacher from garden supply store or gravel pit or anywhere fine rocks are found
- or rocks picked up by students but limited in size (3-5")
- spray lacquer
- water paint

1. Students choose a rock from the teachers pile or bring their own
2. Students examine their rock carefully and fill in the chart provided
3. The rocks are put back into the pile and mixed up
4. The charts are exchanged
5. Students now try to find the rock described on the chart.



Paint the rocks Activity #3

time: 1 hr


1. Allow the student to paint their rocks(Insects?) and take them home or put them in the garden.
2. When painting, have the students plan the painting first with pencil crayon
3. Paint the largest background color first, add other colors when dry.
4. When paint is dry, spray with lacquer to protect the paint from water.




My Pet Rock

...describe your rock well enough that someone else could find it in the pile of rocks.

Skills: observation/description/accurate drawing/accurate measurement



front view - shape and color



side view - shape

longest measurement _____

shortest measurement _____

length _____

width _____


height _____

weight gms _____

My name is _____

My rock's name is _____

My rock was found by _____



Using pencil crayon, plan how you will paint your rock